



# WS/WE24-2R240

W24-2

COMPACT PHOTOELECTRIC SENSORS

**SICK**  
Sensor Intelligence.

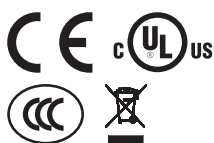


### Ordering information

Type	Part no.
WS/WE24-2R240	1017864

Other models and accessories → [www.sick.com/W24-2](http://www.sick.com/W24-2)

Illustration may differ



### Detailed technical data

#### Features

<b>Sensor/ detection principle</b>	Through-beam photoelectric sensor
<b>Dimensions (W x H x D)</b>	27 mm x 87.5 mm x 65 mm
<b>Housing design (light emission)</b>	Rectangular
<b>Sensing range max.</b>	0 m ... 60 m
<b>Sensing range</b>	0 m ... 50 m
<b>Type of light</b>	Visible red light
<b>Light source</b>	LED <sup>1)</sup>
<b>Light spot size (distance)</b>	Ø 700 mm (50 m)
<b>Angle of dispersion</b>	Approx. 1°
<b>Adjustment</b>	Potentiometer
<b>Time type</b>	On delay Off delay
<b>Time functions</b>	Adjustable via time delay selector switch: 0.5 ... 10 s

<sup>1)</sup> Average service life: 100,000 h at T<sub>J</sub> = +25 °C.

#### Mechanics/electronics

<b>Supply voltage</b>	20 V AC/DC ... 250 V AC/DC <sup>1)</sup>
<b>Power consumption</b>	< 2 VA

<sup>1)</sup> Limit values; permitted cross-section: 0.14 ... 1.5 mm<sup>2</sup>.

<sup>2)</sup> Provide suitable spark suppression for inductive or capacitive loads.

<sup>3)</sup> With light/dark ratio 1:1.

<sup>4)</sup> A = V<sub>S</sub> connections reverse-polarity protected.

<sup>5)</sup> C = interference suppression.

<sup>6)</sup> Rated voltage: 250 V AC/DC.

<sup>7)</sup> Static, low heat output, use in +5° C ... +15° C.

<b>Switching output</b>	Relay, electrically isolated <sup>2)</sup>
<b>Output function</b>	Change-over contacts
<b>Switching mode</b>	Light/dark switching <sup>2)</sup>
<b>Switching mode selector</b>	Selectable via light/dark selector
<b>Switching current (switching voltage)</b>	4 A @ 250 V AC, 4 A @ 24 V DC, 0.125 A @ 250 V DC UL: 4 A @ 250 V AC, general use / 4 A @ 250 V AC, resistive (NO) / 3 A @ 250 V AC, resistive (NC) / 4 A @ 24 V DC, NO, general use / 3 A @ 24 V DC, NC, general use / R300 / B300 (NO contacts only)
<b>Response time</b>	≤ 10 ms
<b>Switching frequency</b>	10 Hz <sup>3)</sup>
<b>Angle of reception</b>	Approx. 2.5°
<b>Connection type</b>	Terminal connection with M16 gland
<b>Circuit protection</b>	A <sup>4)</sup> C <sup>5)</sup>
<b>Protection class</b>	II <sup>6)</sup>
<b>Weight</b>	660 g
<b>Front screen heating</b>	✓ <sup>7)</sup>
<b>Housing material</b>	Metal, Zinc diecast
<b>Optics material</b>	Plastic, PMMA
<b>Enclosure rating</b>	IP67
<b>Usage category</b>	AC-15, DC-13, according to EN 60947-1
<b>Test input sender off</b>	TE to 0 V
<b>Ambient operating temperature</b>	-40 °C ... +60 °C
<b>Ambient storage temperature</b>	-40 °C ... +75 °C
<b>UL File No.</b>	NRKH.E181493 & NRKH7.E181493
<b>Part number of individual components</b>	2021159 WS24-2U240 2021163 WE24-2R240

<sup>1)</sup> Limit values; permitted cross-section: 0.14 ... 1.5 mm<sup>2</sup>.

<sup>2)</sup> Provide suitable spark suppression for inductive or capacitive loads.

<sup>3)</sup> With light/dark ratio 1:1.

<sup>4)</sup> A = V<sub>S</sub> connections reverse-polarity protected.

<sup>5)</sup> C = interference suppression.

<sup>6)</sup> Rated voltage: 250 V AC/DC.

<sup>7)</sup> Static, low heat output, use in +5° C ... +15° C.

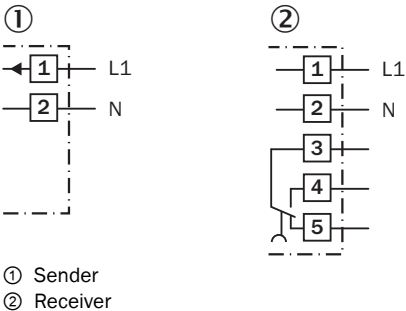
## Classifications

<b>ECI@ss 5.0</b>	27270901
<b>ECI@ss 5.1.4</b>	27270901
<b>ECI@ss 6.0</b>	27270901
<b>ECI@ss 6.2</b>	27270901
<b>ECI@ss 7.0</b>	27270901
<b>ECI@ss 8.0</b>	27270901
<b>ECI@ss 8.1</b>	27270901
<b>ECI@ss 9.0</b>	27270901
<b>ETIM 5.0</b>	EC002716

ETIM 6.0	EC002716
UNSPSC 16.0901	39121528

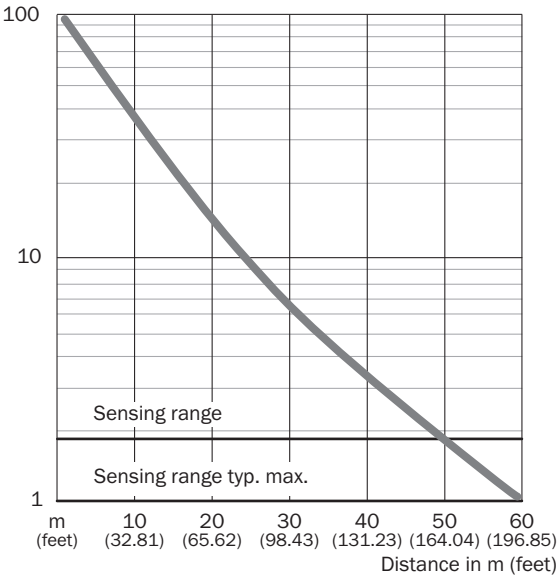
Connection diagram

Connection diagram



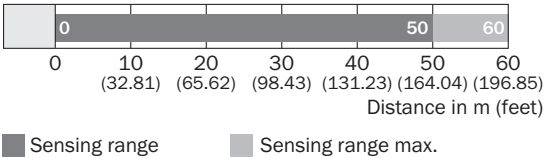
Characteristic curve

WS/WE24-2



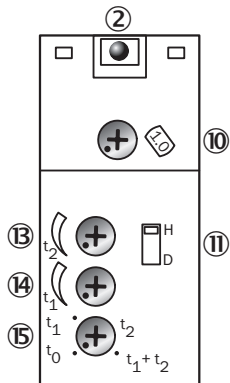
Sensing range diagram

WS/WE24-2



## Adjustments possible

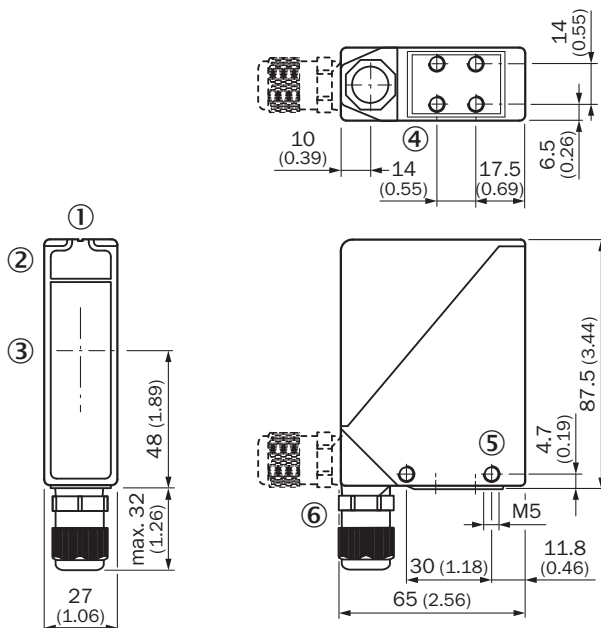
WT24-2, WL24-2, WS/WE24-2, AC/DC, with time functions



- ② LED signal strength indicator
- ⑩ Adjustment sensing range (WT) / sensitivity (WL, WS/WE)
- ⑪ Light/dark selector
- ⑫ Time control  $t_2$  = OFF delay
- ⑬ Time control  $t_1$  = ON delay
- ⑭ Time delay selector switch

## Dimensional drawing (Dimensions in mm (inch))



WS/WE24-2



- ① Alignment sight
- ② LED signal strength indicator
- ③ Center of optical axis
- ④ M5 threaded mounting hole, 6 mm deep
- ⑤ M5 threaded mounting hole, through-hole
- ⑥ M16 screw fixing and plug rotatable by 90°

## Recommended accessories

Other models and accessories → [www.sick.com/W24-2](http://www.sick.com/W24-2)

	Brief description	Type	Part no.
Universal bar clamp systems			
	Plate N04 for universal clamp, steel, Zinc plated steel (sheet), Zinc die cast (clamping bracket), Universal clamp (5322626), mounting hardware	BEF-KHS-N04	2051610
Mounting brackets and plates			
	Mounting bracket, large, stainless steel, without mounting hardware for the sensor	BEF-WG-W24	4026324

## SICK AT A GLANCE

SICK is one of the leading manufacturers of intelligent sensors and sensor solutions for industrial applications. A unique range of products and services creates the perfect basis for controlling processes securely and efficiently, protecting individuals from accidents and preventing damage to the environment.

We have extensive experience in a wide range of industries and understand their processes and requirements. With intelligent sensors, we can deliver exactly what our customers need. In application centers in Europe, Asia and North America, system solutions are tested and optimized in accordance with customer specifications. All this makes us a reliable supplier and development partner.

Comprehensive services complete our offering: SICK LifeTime Services provide support throughout the machine life cycle and ensure safety and productivity.

**For us, that is “Sensor Intelligence.”**

## WORLDWIDE PRESENCE:

Contacts and other locations –[www.sick.com](http://www.sick.com)