



WT260-P560

W260

COMPACT PHOTOELECTRIC SENSORS

SICK
Sensor Intelligence.




Illustration may differ



Ordering information

Type	Part no.
WT260-P560	1011541

Included in delivery: BEF-W260 (1)

Other models and accessories → www.sick.com/W260

Detailed technical data

Features

Sensor/ detection principle	Photoelectric proximity sensor, Background suppression
Dimensions (W x H x D)	25 mm x 77.8 mm x 63 mm
Housing design (light emission)	Rectangular
Sensing range max.	0 mm ... 380 mm ¹⁾
Sensing range	0 mm ... 380 mm ²⁾ 75 mm ... 160 mm ³⁾
Type of light	Infrared light
Light source	LED ⁴⁾
Light spot size (distance)	Ø 17 mm (300 mm)
Angle of dispersion	Approx. 1.5°
Adjustment	Potentiometer, 270°

¹⁾ Object with 90 % reflectance (referred to standard white, DIN 5033).

²⁾ Set sensing range at MAX.

³⁾ Set sensing range at MIN.

⁴⁾ Average service life: 100,000 h at T_U = +25 °C.

Mechanics/electronics

Supply voltage	10 V DC ... 30 V DC ¹⁾
-----------------------	-----------------------------------

¹⁾ Limit values when operated in short-circuit protected network: max. 8 A.

²⁾ May not exceed or fall below U_V tolerances.

³⁾ Without load.

⁴⁾ Signal transit time with resistive load.

⁵⁾ With light/dark ratio 1:1.

⁶⁾ A = V_S connections reverse-polarity protected.

⁷⁾ B = inputs and output reverse-polarity protected.

⁸⁾ C = interference suppression.

⁹⁾ D = outputs overcurrent and short-circuit protected.

¹⁰⁾ Reference voltage: 50 V DC.

¹¹⁾ Operating reserve < 50 %.

Ripple	$\leq 5 V_{pp}^{2)}$
Power consumption	35 mA ³⁾
Switching output	PNP
Switching mode	Light/dark switching
Switching mode selector	Selectable via light/dark selector
Output current I_{max}	100 mA
Response time	$\leq 2 \text{ ms}^{4)}$
Switching frequency	250 Hz ⁵⁾
Connection type	Male connector M12, 5-pin
Circuit protection	A ⁶⁾ B ⁷⁾ C ⁸⁾ D ⁹⁾
Protection class	II ¹⁰⁾
Weight	120 g
Alarm output	100 mA, permanently ¹¹⁾
Housing material	Plastic, ABS
Optics material	Plastic, PC
Enclosure rating	IP66
Items supplied	Mounting bracket BEF-W260
Test input sender off	TE to V_S
Ambient operating temperature	-25 °C ... +55 °C
Ambient storage temperature	-40 °C ... +70 °C
UL File No.	NRNT2.E128350 & NRNT8.E128350

¹⁾ Limit values when operated in short-circuit protected network: max. 8 A.

²⁾ May not exceed or fall below U_V tolerances.

³⁾ Without load.

⁴⁾ Signal transit time with resistive load.

⁵⁾ With light/dark ratio 1:1.

⁶⁾ A = V_S connections reverse-polarity protected.

⁷⁾ B = inputs and output reverse-polarity protected.

⁸⁾ C = interference suppression.

⁹⁾ D = outputs overcurrent and short-circuit protected.

¹⁰⁾ Reference voltage: 50 V DC.

¹¹⁾ Operating reserve < 50 %.

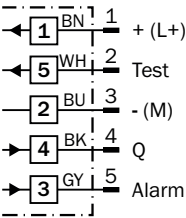
Classifications

ECI@ss 5.0	27270904
ECI@ss 5.1.4	27270904
ECI@ss 6.0	27270904
ECI@ss 6.2	27270904
ECI@ss 7.0	27270904
ECI@ss 8.0	27270904
ECI@ss 8.1	27270904

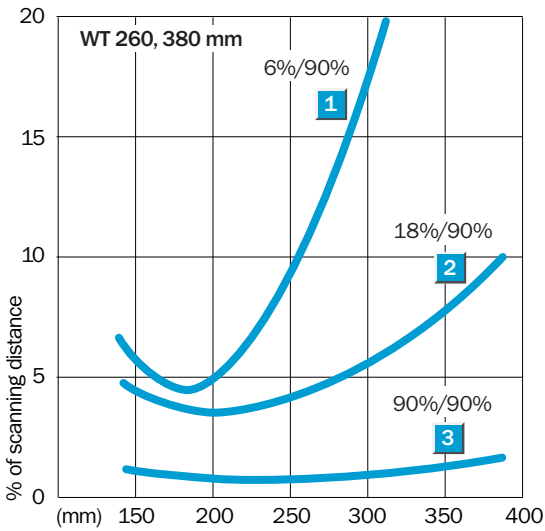
ECI@ss 9.0	27270904
ETIM 5.0	EC002719
ETIM 6.0	EC002719
UNSPSC 16.0901	39121528

Connection diagram


Cd-151



Characteristic curve



Sensing range diagram

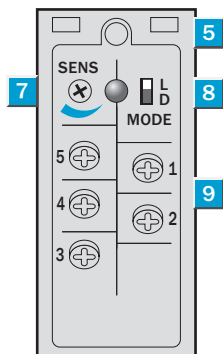


■ Operating distance ■ Typ. max. scanning distance

Dependent on setting of scanning distance

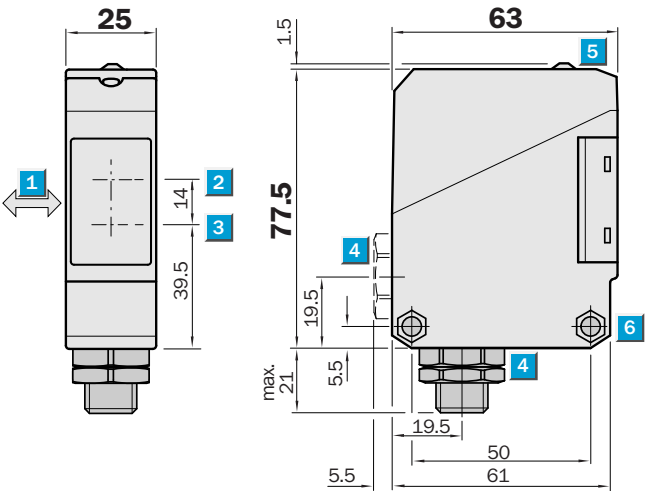
1	Scanning range on black, 6 % remission
2	Scanning range on gray, 18 % remission
3	Scanning range on white, 90 % remission

Adjustments possible



- ⑥ LED signal strength indicator, red
- ⑦ Adjustment of sensing range
- ⑧ Light/ dark rotary switch: L = light switching, D = dark switching
- ⑨ Terminals


Dimensional drawing (Dimensions in mm (inch))



- ① Standard direction of the material being detected
- ② Center of optical axis, receiver
- ③ Center of optical axis, sender
- ④ Cable entry gland 1/2" PF for cable diameter 6 to 10 mm optionally at bottom or rear
- ⑤ LED reception indicator, red
- ⑥ Mounting hole \varnothing 5.2 mm, for M5 hexagon nuts on both sides

Recommended accessories

Other models and accessories → www.sick.com/W260

	Brief description	Type	Part no.
Mounting brackets and plates			
	Mounting bracket, steel, zinc coated, without mounting hardware	BEF-W260	5304819

SICK AT A GLANCE

SICK is one of the leading manufacturers of intelligent sensors and sensor solutions for industrial applications. A unique range of products and services creates the perfect basis for controlling processes securely and efficiently, protecting individuals from accidents and preventing damage to the environment.

We have extensive experience in a wide range of industries and understand their processes and requirements. With intelligent sensors, we can deliver exactly what our customers need. In application centers in Europe, Asia and North America, system solutions are tested and optimized in accordance with customer specifications. All this makes us a reliable supplier and development partner.

Comprehensive services complete our offering: SICK LifeTime Services provide support throughout the machine life cycle and ensure safety and productivity.

For us, that is “Sensor Intelligence.”

WORLDWIDE PRESENCE:

Contacts and other locations –www.sick.com